



SUPA RICH

EMERGENCY LIGHT



EML-SP 12-7
EML-SP 12-5



EML-SP 6-5



EML-CTB-SP 12-7
EML-CTB-SP 12-5



TIS.1955-2551

EMERGENCY LIGHT

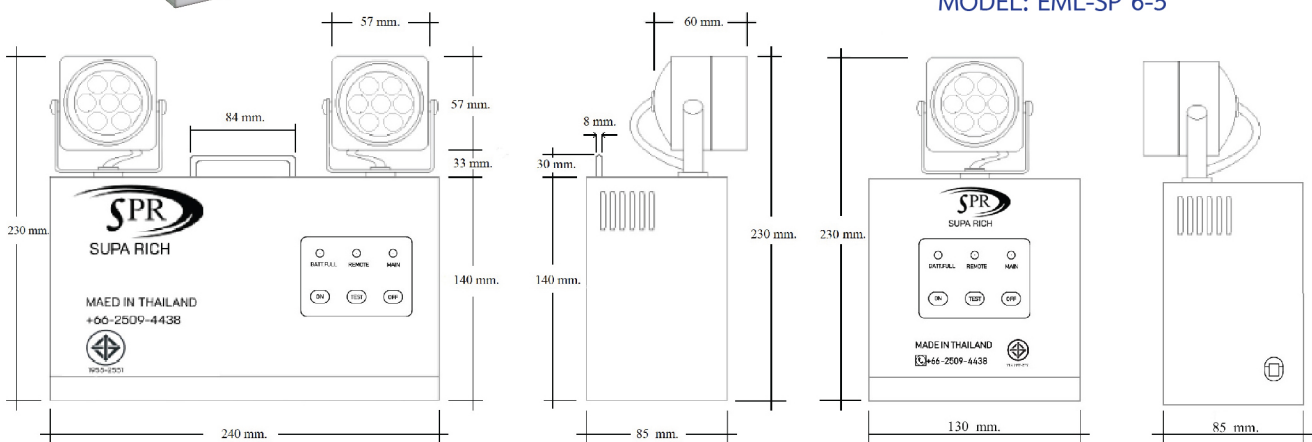


MODEL: EML-SP 12-7

MODEL: EML-SP 12-5



MODEL: EML-SP 6-5

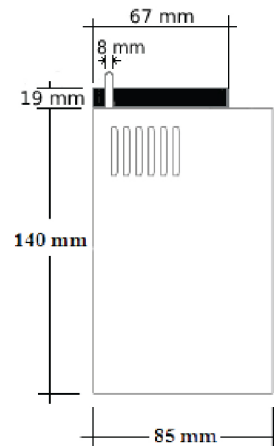
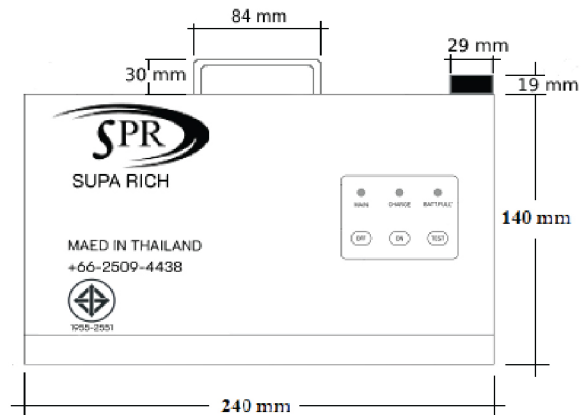


SPECIFICATION	MODEL: EML-SP 12-7	MODEL: EML-SP 12-5	MODEL: EML-SP 6-5
Mode of operation	Non-Maintained	Non-Maintained	Non-Maintained
Input Voltage	AC 220 Volt 50Hz	AC 220 Volt 50Hz	AC 220 Volt 50Hz
Lamp	LED 2x7W (Constant Power)	LED 2x7W (Constant Power)	LED 1x7W(Constant Power)
Battery	Sealed lead acid battery	Sealed lead acid battery	Sealed lead acid battery
Battery size	12 Volt 7.5 Ah	12 Volt 5 Ah	6 Volt 5 Ah
Back up time	5 hours (in 12 month) 2hours(in 2 year)	3 hours (in 12 month) 2hours(in 2 year)	2 hours (in 12 month)
Battery charging method	Two-steps voltage charging	Two-steps voltage charging	Constant voltage charging
Charging current	Limits current 450mA	Limits current 450mA	Limits current 350mA
Charging time	12-18 Hrs.	12-18 Hrs.	10-16 Hrs.
Construction	Electro galvanized steel case epoxy power coated	Electro galvanized steel case epoxy power coated	Electro galvanized steel case epoxy power coated
Protection	AC. Fuse, DC. Fuse, Low voltage cut off to prevent battery over discharge	AC. Fuse, DC. Fuse, Low voltage cut off to prevent battery over discharge	AC. Fuse, DC. Fuse, Low voltage cut off to prevent battery over discharge
Indicators	LED MAIN, LED CHARGE, LED BATT.FULL	LED MAIN, LED CHARGE, LED BATT.FULL	LED MAIN, LED CHARGE, LED BATT.FULL
Switch	Push button ON / OFF control lamp (Emergency only)	Push button ON / OFF control lamp (Emergency only)	Push button ON / OFF control lamp (Emergency only)
Manual test	Push button Switch TEST	Push button Switch TEST	Push button Switch TEST
Weight	4.4 kg	3.95 kg	2.9 kg

CENTRAL BATTERY



MODEL: EML-CTB-SP 12-7
MODEL: EML-CTB-SP 12-5



SPECIFICATION	MODEL:EML-CTB-SP 12-7	MODEL:EML-CTB-SP 12-5
Mode of operation	Non-Maintained	Non-Maintained
Input Voltage	AC 220 Volt 50Hz	AC 220 Volt 50Hz
Load Max	60 Watt	40 Watt
Battery	Sealed lead acid battery	Sealed lead acid battery
Battery size	12 Volt 7.5 Ah	12 Volt 5 Ah
Back up time	30 Watt/Back up time 3 hours	20 Watt/Back up time 3 hours
Battery charging method	Two-steps voltage charging	Two-steps voltage charging
Charging current	Limits current 450mA	Limits current 450mA
Charging time	12-18 Hrs.	12-18 Hrs.
Construction	Electro galvanized steel case epoxy power coated	Electro galvanized steel case epoxy power coated
Protection	AC. Fuse, DC. Fuse, Low voltage cut off to prevent battery over discharge	AC. Fuse, DC. Fuse, Low voltage cut off to prevent battery over discharge
Indicators	LED MAIN, LED CHARGE, LED BATT.FULL	LED MAIN, LED CHARGE, LED BATT.FULL
Switch	Push button ON / OFF control lamp (Emergency only)	Push button ON / OFF control lamp (Emergency only)
Manual test	Push button Switch TEST	Push button Switch TEST
Weight	4.2 kg	3.75kg



SUPA RICH CO.,LTD

www.suparich.co.th

Email: eml@suparich.co.th

27 Ramintra Soi 48 , Ramintra Road ,
Ramintra , Khannayao , Bangkok 10230

Tel: +66-2509-4438 Fax: +66-2509-4088

